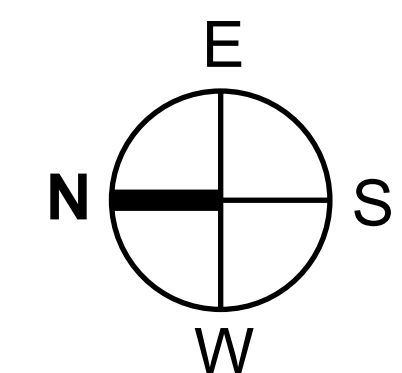
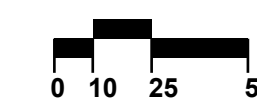




FULL PARKING CAPACITY STUDY

EXISTING PARKING	43
VISITOR CENTER PARKING	25
FIELD PARKING LOT	147
BLACKTOP PARKING	60
TOTAL	275

SCALE: 1" = 50'

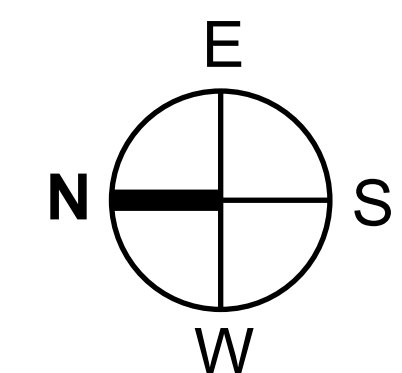
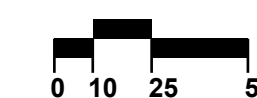




BLACKTOP EVENT SPACE ALTERNATIVE

EXISTING PARKING	43
VISITOR CENTER PARKING	25
FIELD PARKING LOT	147
TOTAL	215

SCALE: 1" = 50'

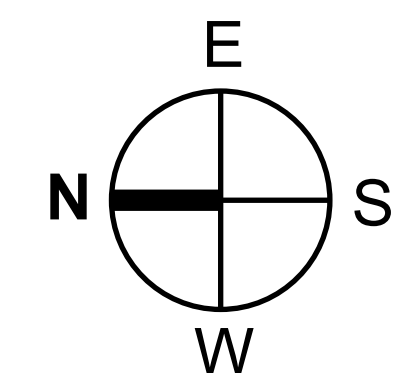
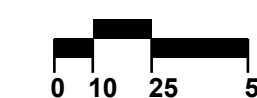




OPEN FIELD EVENT SPACE

EXISTING PARKING	43
VISITOR CENTER PARKING	25
BLACKTOP PARKING	60
TOTAL	128

SCALE: 1" = 50'

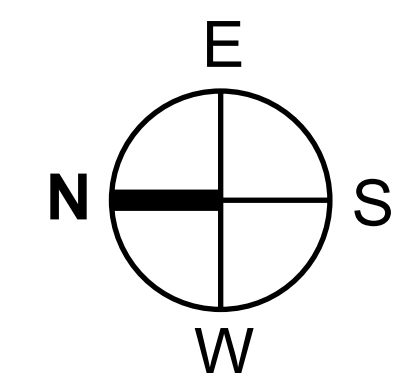
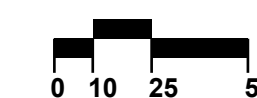




FULL PARKING CAPACITY STUDY

EXISTING PARKING	43
VISITOR CENTER PARKING	25
FIELD PARKING LOT	147
BLACKTOP PARKING	60
TOTAL	275

SCALE: 1" = 50'

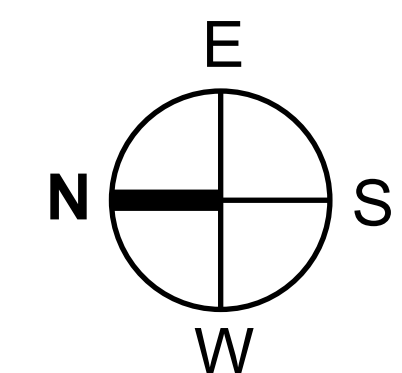
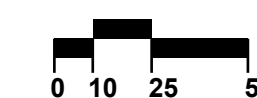




BLACKTOP EVENT SPACE ALTERNATIVE

EXISTING PARKING	43
VISITOR CENTER PARKING	25
FIELD PARKING LOT	147
TOTAL	215

SCALE: 1" = 50'





OPEN FIELD EVENT SPACE

EXISTING PARKING	43
VISITOR CENTER PARKING	25
BLACKTOP PARKING	60
TOTAL	128

SCALE: 1" = 50'

